

Licensed to: KURVINEN

IBU WORLD CUP BIATHLON 2013 / 2014 MEN 10 KM SPRINT

ÖSTERSUND 30.11.2013 15:15

All Groups

| P | 1S | 2S | 3S | 4S | 5S | ShTm | Rnk | ShTimg. | P/S | La |
|-----------------------------------|---------------|---------------|---------------|---------------|---------------|---------------|-----------|---------------------|-----|----|
| 1 SOUKUP Jaroslav CZE | | | | | | | | | | |
| 1 | 0:15.8 | 0:02.2 | 0:02.0 | 0:01.9 | 0:02.5 | 0:28.1 | 16 | (5) ● (3) (2) (1) | P | 6 |
| 1 | 0:16.0 | 0:03.1 | 0:04.7 | 0:06.7 | 0:02.3 | 0:34.8 | 87 | (5) (4) ● (2) (1) | S | 29 |
| 2 | | | | | | 1:02.9 | 65 | | | |
| 2 BERGMAN Carl Johan SWE | | | | | | | | | | |
| 2 | 0:13.7 | 0:03.6 | 0:03.2 | 0:03.2 | 0:03.9 | 0:31.2 | 47 | (1) (2) (3) ● ● | P | 8 |
| 2 | 0:10.4 | 0:02.6 | 0:02.7 | 0:02.4 | 0:02.7 | 0:23.9 | 14 | (1) (2) (3) ● ● | S | 25 |
| 4 | | | | | | 0:55.1 | 22 | | | |
| 3 BJOERNDALEN Ole Eina NOR | | | | | | | | | | |
| 0 | 0:11.4 | 0:02.5 | 0:02.4 | 0:02.4 | 0:02.3 | 0:24.0 | 2 | (5) (4) (3) (2) (1) | P | 5 |
| 2 | 0:13.3 | 0:03.6 | 0:05.8 | 0:03.6 | 0:07.7 | 0:36.6 | 91 | ● (2) ● (4) (5) | S | 28 |
| 2 | | | | | | 1:00.6 | 50 | | | |
| 4 PERRAS Scott CAN | | | | | | | | | | |
| 1 | 0:17.5 | 0:05.4 | 0:03.5 | 0:03.4 | 0:04.2 | 0:38.2 | 97 | ● (4) (3) (2) (1) | P | 8 |
| 1 | 0:14.2 | 0:03.4 | 0:02.4 | 0:03.7 | 0:04.1 | 0:31.3 | 67 | ● (4) (3) (2) (1) | S | 16 |
| 2 | | | | | | 1:09.5 | 88 | | | |
| 5 ABRAMENKO Evgeny BLR | | | | | | | | | | |
| 0 | 0:15.6 | 0:03.5 | 0:02.6 | 0:02.8 | 0:02.4 | 0:30.6 | 40 | (1) (2) (3) (4) (5) | P | 13 |
| 3 | 0:16.1 | 0:04.8 | 0:04.1 | 0:07.6 | 0:03.1 | 0:38.0 | 94 | ● ● ● (4) (5) | S | 29 |
| 3 | | | | | | 1:08.6 | 83 | | | |
| 6 MESOTTITSCH Daniel AUT | | | | | | | | | | |
| 1 | 0:17.0 | 0:02.4 | 0:02.4 | 0:02.7 | 0:02.2 | 0:31.6 | 56 | (1) (2) (3) (4) ● | P | 2 |
| 4 | 0:11.8 | 0:02.2 | 0:02.6 | 0:09.4 | 0:02.5 | 0:31.2 | 66 | ● (4) ● ● ● | S | 29 |
| 5 | | | | | | 1:02.8 | 63 | | | |
| 7 EDER Simon AUT | | | | | | | | | | |
| 0 | 0:12.7 | 0:02.3 | 0:02.5 | 0:02.2 | 0:04.4 | 0:27.3 | 12 | (1) (2) (3) (4) (5) | P | 3 |
| 0 | 0:10.3 | 0:02.9 | 0:04.0 | 0:02.6 | 0:06.4 | 0:28.0 | 47 | (1) (2) (3) (4) (5) | S | 30 |
| 0 | | | | | | 0:55.3 | 24 | | | |
| 8 PINTER Friedrich AUT | | | | | | | | | | |
| 2 | 0:13.7 | 0:03.0 | 0:02.4 | 0:03.4 | 0:03.5 | 0:29.4 | 26 | (1) (2) ● ● (5) | P | 2 |
| 1 | 0:17.6 | 0:03.1 | 0:04.3 | 0:03.6 | 0:03.4 | 0:34.4 | 85 | (5) (4) (1) ● (3) | S | 30 |
| 3 | | | | | | 1:03.8 | 67 | | | |
| 9 HOFER Lukas ITA | | | | | | | | | | |
| 1 | 0:23.2 | 0:03.3 | 0:03.0 | 0:02.8 | 0:02.5 | 0:37.5 | 92 | ● (2) (3) (4) (5) | P | 8 |
| 0 | 0:23.6 | 0:06.6 | 0:04.9 | 0:02.8 | 0:02.4 | 0:42.8 | 100 | (1) (2) (3) (4) (5) | S | 21 |
| 1 | | | | | | 1:20.3 | 99 | | | |
| 10 ILIEV Vladimir BUL | | | | | | | | | | |
| 1 | 0:16.3 | 0:03.2 | 0:03.1 | 0:02.6 | 0:03.7 | 0:33.2 | 65 | (5) ● (3) (2) (1) | P | 10 |
| 2 | 0:13.9 | 0:02.2 | 0:02.3 | 0:02.4 | 0:02.3 | 0:25.3 | 20 | (5) ● (3) ● (1) | S | 29 |
| 3 | | | | | | 0:58.5 | 33 | | | |



Licensed to: KURVINEN

IBU WORLD CUP BIATHLON 2013 / 2014 MEN 10 KM SPRINT

ÖSTERSUND 30.11.2013 15:15

All Groups

| P | 1S | 2S | 3S | 4S | 5S | ShTm | Rnk | ShTimg. | P/S | La |
|------------------------------------|---------------|---------------|---------------|---------------|---------------|---------------|------------|-----------------|-----|----|
| 11 SVENDSEN Emil Hegle NOR | | | | | | | | | | |
| 0 | 0:15.3 | 0:02.2 | 0:03.0 | 0:02.8 | 0:02.7 | 0:28.9 | 21 | (5)(4)(3)(2)(1) | P | 5 |
| 2 | <u>0:12.6</u> | <u>0:02.5</u> | 0:04.5 | 0:02.2 | 0:01.8 | 0:25.8 | 28 | (5)(4)(3)●● | S | 28 |
| 2 | | | | | | 0:54.7 | 20 | | | |
| 12 KAUKENAS Tomas LTU | | | | | | | | | | |
| 1 | 0:13.6 | 0:03.0 | 0:02.9 | 0:02.9 | <u>0:03.6</u> | 0:30.8 | 44 | ●(4)(3)(2)(1) | P | 12 |
| 3 | <u>0:16.0</u> | <u>0:03.1</u> | 0:02.9 | 0:02.7 | <u>0:02.8</u> | 0:30.6 | 60 | ●(4)(3)●● | S | 16 |
| 4 | | | | | | 1:01.4 | 57 | | | |
| 13 DERYZEMLYA Andriy UKR | | | | | | | | | | |
| 1 | <u>0:14.2</u> | 0:02.3 | 0:02.5 | 0:02.2 | 0:02.1 | 0:27.4 | 13 | ●(2)(3)(4)(5) | P | 10 |
| 0 | 0:13.6 | 0:02.5 | 0:02.0 | 0:01.9 | 0:03.9 | 0:27.2 | 36 | (1)(2)(3)(4)(5) | S | 30 |
| 1 | | | | | | 0:54.6 | 19 | | | |
| 14 WINDISCH Dominik ITA | | | | | | | | | | |
| 1 | 0:14.6 | 0:02.3 | 0:02.0 | 0:02.1 | <u>0:02.2</u> | 0:26.0 | 7 | ●(4)(3)(2)(1) | P | 8 |
| 2 | 0:13.0 | 0:02.5 | <u>0:02.5</u> | 0:02.7 | <u>0:02.5</u> | 0:25.5 | 23 | ●(4)●(2)(1) | S | 27 |
| 3 | | | | | | 0:51.5 | 9 | | | |
| 15 FAK Jakov SLO | | | | | | | | | | |
| 0 | 0:15.0 | 0:02.8 | 0:02.6 | 0:02.5 | 0:02.7 | 0:29.4 | 25 | (1)(2)(3)(4)(5) | P | 11 |
| 3 | 0:12.6 | <u>0:02.4</u> | <u>0:02.1</u> | <u>0:02.2</u> | 0:04.9 | 0:26.3 | 32 | (1)●●●(5) | S | 28 |
| 3 | | | | | | 0:55.7 | 25 | | | |
| 16 BEATRIX Jean Guillau FRA | | | | | | | | | | |
| 1 | 0:15.9 | 0:02.9 | <u>0:02.7</u> | 0:02.4 | 0:02.1 | 0:29.0 | 22 | (1)(2)●(4)(5) | P | 3 |
| 0 | 0:12.3 | 0:02.5 | 0:02.9 | 0:02.7 | 0:02.8 | 0:25.4 | 22 | (1)(2)(3)(4)(5) | S | 30 |
| 1 | | | | | | 0:54.4 | 18 | | | |
| 17 RASTORGUEVS Andrejs LAT | | | | | | | | | | |
| 2 | 0:23.5 | <u>0:02.9</u> | <u>0:02.7</u> | 0:03.9 | 0:03.3 | 0:39.4 | 98 | (5)(4)●●(1) | P | 15 |
| 2 | 0:14.0 | 0:02.3 | <u>0:03.3</u> | <u>0:02.3</u> | 0:03.6 | 0:27.9 | 44 | (1)(2)●●(5) | S | 26 |
| 4 | | | | | | 1:07.3 | 80 | | | |
| 18 USTYGOV Evgeny RUS | | | | | | | | | | |
| 1 | 0:14.8 | 0:01.9 | 0:01.5 | 0:01.7 | <u>0:01.8</u> | 0:24.8 | 5 | ●(4)(3)(2)(1) | P | 4 |
| 0 | 0:12.6 | 0:02.1 | 0:01.7 | 0:02.1 | 0:03.8 | 0:24.0 | 15 | (5)(4)(3)(2)(1) | S | 28 |
| 1 | | | | | | 0:48.8 | 1 | | | |
| 19 KAZAR Matej SVK | | | | | | | | | | |
| 3 | <u>0:10.8</u> | <u>0:02.8</u> | 0:17.5 | <u>0:02.9</u> | 0:03.9 | 0:41.6 | 100 | (5)●(3)●● | P | 12 |
| 1 | 0:10.6 | <u>0:02.3</u> | 0:07.1 | 0:10.3 | 0:07.7 | 0:40.8 | 99 | (4)(5)(3)●(1) | S | 30 |
| 4 | | | | | | 1:22.4 | 101 | | | |
| 20 LE GUELLEC Jean-Phil CAN | | | | | | | | | | |
| 2 | <u>0:12.7</u> | 0:02.5 | <u>0:01.7</u> | 0:02.4 | 0:02.8 | 0:26.7 | 11 | (5)(4)●(2)● | P | 8 |
| 2 | <u>0:14.6</u> | <u>0:03.8</u> | 0:06.4 | 0:01.5 | 0:01.9 | 0:30.6 | 63 | (5)(4)(3)●● | S | 27 |
| 4 | | | | | | 0:57.3 | 29 | | | |



Licensed to: KURVINEN

IBU WORLD CUP BIATHLON 2013 / 2014 MEN 10 KM SPRINT

ÖSTERSUND 30.11.2013 15:15

All Groups

| P | 1S | 2S | 3S | 4S | 5S | ShTm | Rnk | ShTimg. | P/S | La |
|---------------------------------|---------------|---------------|---------------|---------------|---------------|---------------|-----------|-----------------|-----|----|
| 21 TOBRELUTS Indrek EST | | | | | | | | | | |
| 2 | 0:19.1 | 0:02.6 | 0:02.5 | 0:02.5 | 0:02.4 | 0:32.9 | 64 | ●●(4)(3)(1) | P | 15 |
| 2 | 0:17.1 | 0:03.2 | 0:02.3 | 0:02.8 | 0:02.7 | 0:30.6 | 61 | ●●(5)(4)(1) | S | 28 |
| 4 | | | | | | 1:03.5 | 66 | | | |
| 22 BOEHM Daniel GER | | | | | | | | | | |
| 0 | 0:16.5 | 0:09.5 | 0:03.0 | 0:02.5 | 0:02.6 | 0:37.8 | 95 | (1)(2)(3)(4)(5) | P | 1 |
| 1 | 0:13.1 | 0:03.4 | 0:03.7 | 0:10.7 | 0:02.5 | 0:36.6 | 92 | ●(2)(3)(4)(5) | S | 29 |
| 1 | | | | | | 1:14.4 | 95 | | | |
| 23 LOGINOV Alexander RUS | | | | | | | | | | |
| 3 | 0:16.1 | 0:02.3 | 0:02.2 | 0:03.5 | 0:07.9 | 0:36.5 | 87 | (5)●●●(1) | P | 4 |
| 3 | 0:13.0 | 0:02.1 | 0:04.2 | 0:02.0 | 0:01.9 | 0:25.8 | 27 | ●●(3)(4)● | S | 27 |
| 6 | | | | | | 1:02.3 | 62 | | | |
| 24 MORAVEC Ondrej CZE | | | | | | | | | | |
| 1 | 0:21.4 | 0:03.0 | 0:02.7 | 0:02.6 | 0:02.3 | 0:35.4 | 82 | ●(4)(3)(2)(1) | P | 6 |
| 2 | 0:12.9 | 0:02.7 | 0:02.3 | 0:02.7 | 0:02.3 | 0:25.6 | 25 | (5)(4)●●(1) | S | 24 |
| 3 | | | | | | 1:01.0 | 52 | | | |
| 25 BAUER Klemen SLO | | | | | | | | | | |
| 0 | 0:17.1 | 0:02.1 | 0:02.3 | 0:02.4 | 0:02.5 | 0:30.1 | 35 | (5)(4)(3)(2)(1) | P | 12 |
| 2 | 0:15.0 | 0:02.2 | 0:02.6 | 0:02.9 | 0:04.1 | 0:30.0 | 57 | ●●(3)(2)(1) | S | 26 |
| 2 | | | | | | 1:00.1 | 47 | | | |
| 26 BOECKLI Claudio SUI | | | | | | | | | | |
| 1 | 0:15.7 | 0:03.2 | 0:02.2 | 0:02.5 | 0:02.8 | 0:30.0 | 32 | (1)(2)(3)●(5) | P | 15 |
| 2 | 0:18.2 | 0:05.1 | 0:05.2 | 0:05.8 | 0:02.8 | 0:40.0 | 97 | (5)●●(2)(1) | S | 28 |
| 3 | | | | | | 1:10.0 | 90 | | | |
| 27 SAVTSKIY Yan KAZ | | | | | | | | | | |
| 1 | 0:14.4 | 0:03.2 | 0:02.8 | 0:02.7 | 0:02.5 | 0:29.2 | 24 | (5)(4)(3)(2)● | P | 14 |
| 1 | 0:14.9 | 0:03.2 | 0:02.2 | 0:02.3 | 0:02.5 | 0:27.6 | 41 | (1)(2)●(4)(5) | S | 25 |
| 2 | | | | | | 0:56.8 | 27 | | | |
| 28 NORDGREN Leif USA | | | | | | | | | | |
| 1 | 0:18.7 | 0:02.6 | 0:02.9 | 0:02.0 | 0:02.7 | 0:32.4 | 61 | (1)(2)●(4)(5) | P | 7 |
| 0 | 0:16.8 | 0:02.2 | 0:01.9 | 0:02.2 | 0:02.2 | 0:27.7 | 42 | (1)(2)(3)(4)(5) | S | 30 |
| 1 | | | | | | 1:00.1 | 48 | | | |
| 29 SEDNEV Serguei UKR | | | | | | | | | | |
| 1 | 0:18.1 | 0:02.4 | 0:02.5 | 0:02.7 | 0:02.8 | 0:32.4 | 62 | (5)(4)(3)●(1) | P | 10 |
| 4 | 0:12.3 | 0:02.9 | 0:03.4 | 0:03.0 | 0:03.0 | 0:28.0 | 46 | ●(4)●●● | S | 28 |
| 5 | | | | | | 1:00.4 | 49 | | | |
| 30 BURKE Tim USA | | | | | | | | | | |
| 0 | 0:16.9 | 0:02.8 | 0:02.7 | 0:03.0 | 0:02.9 | 0:32.1 | 59 | (1)(2)(3)(4)(5) | P | 5 |
| 0 | 0:15.0 | 0:02.4 | 0:02.6 | 0:02.4 | 0:02.1 | 0:27.0 | 33 | (5)(4)(3)(2)(1) | S | 27 |
| 0 | | | | | | 0:59.1 | 39 | | | |





Licensed to: KURVINEN

IBU WORLD CUP BIATHLON 2013 / 2014 MEN 10 KM SPRINT

ÖSTERSUND 30.11.2013 15:15

All Groups

| P | 1S | 2S | 3S | 4S | 5S | ShTm | Rnk | ShTimg. | P/S | La |
|------------------------------------|---------------|---------------|---------------|---------------|---------------|---------------|------------|---------|-----|----|
| 31 BOE Tarjei NOR | | | | | | | | | | |
| 2 | 0:18.1 | <u>0:02.3</u> | 0:02.5 | <u>0:02.4</u> | 0:02.8 | 0:31.5 | 54 | ①●③●⑤ | P | 4 |
| 1 | 0:13.7 | 0:01.8 | 0:01.3 | 0:01.3 | <u>0:01.9</u> | 0:22.0 | 3 | ●④③②① | S | 30 |
| 3 | | | | | | 0:53.5 | 15 | | | |
| 32 SEMENOV Serhiy UKR | | | | | | | | | | |
| 0 | 0:16.0 | 0:02.8 | 0:02.6 | 0:02.6 | 0:03.0 | 0:31.2 | 46 | ⑤④③②① | P | 10 |
| 1 | 0:13.6 | <u>0:02.0</u> | 0:02.6 | 0:03.6 | 0:02.8 | 0:27.3 | 37 | ⑤④③●① | S | 29 |
| 1 | | | | | | 0:58.5 | 34 | | | |
| 33 HURAJT Pavol SVK | | | | | | | | | | |
| 0 | 0:12.6 | 0:02.3 | 0:02.1 | 0:02.0 | 0:02.1 | 0:24.4 | 4 | ⑤④③②① | P | 7 |
| 1 | 0:12.6 | 0:02.4 | <u>0:02.0</u> | 0:02.4 | 0:02.4 | 0:24.4 | 17 | ⑤④●②① | S | 30 |
| 1 | | | | | | 0:48.8 | 2 | | | |
| 34 DESTHIEUX Simon FRA | | | | | | | | | | |
| 2 | <u>0:14.2</u> | 0:03.2 | 0:02.3 | 0:02.6 | <u>0:02.3</u> | 0:28.1 | 14 | ●④③②● | P | 3 |
| 0 | 0:11.6 | 0:02.2 | 0:02.0 | 0:02.3 | 0:02.2 | 0:22.6 | 9 | ⑤④③②① | S | 30 |
| 2 | | | | | | 0:50.7 | 8 | | | |
| 35 BAILEY Lowell USA | | | | | | | | | | |
| 1 | 0:14.5 | 0:02.5 | 0:03.0 | 0:05.7 | <u>0:02.9</u> | 0:32.1 | 58 | ①②③④● | P | 8 |
| 0 | 0:11.5 | 0:02.4 | 0:02.1 | 0:02.3 | 0:02.3 | 0:23.1 | 10 | ①②③④⑤ | S | 27 |
| 1 | | | | | | 0:55.2 | 23 | | | |
| 37 FOURCADE Martin FRA | | | | | | | | | | |
| 0 | 0:14.4 | 0:03.3 | 0:02.4 | 0:02.4 | 0:04.0 | 0:29.6 | 29 | ⑤④③②① | P | 3 |
| 1 | 0:11.2 | <u>0:03.0</u> | 0:01.9 | 0:02.1 | 0:02.7 | 0:23.1 | 11 | ⑤④③●① | S | 29 |
| 1 | | | | | | 0:52.7 | 14 | | | |
| 38 KAUPPINEN Jarkko FIN | | | | | | | | | | |
| 0 | 0:14.9 | 0:01.9 | 0:01.6 | 0:03.6 | 0:02.8 | 0:28.5 | 17 | ⑤④③②① | P | 5 |
| 2 | <u>0:11.5</u> | 0:01.7 | 0:01.4 | <u>0:01.6</u> | 0:02.0 | 0:21.1 | 1 | ⑤●③②● | S | 29 |
| 2 | | | | | | 0:49.6 | 5 | | | |
| 39 DE LORENZI Christian ITA | | | | | | | | | | |
| 0 | 0:19.5 | 0:02.6 | 0:02.4 | 0:02.8 | 0:02.5 | 0:33.3 | 69 | ①②③④⑤ | P | 8 |
| 3 | <u>0:15.1</u> | <u>0:04.8</u> | <u>0:03.6</u> | 0:04.0 | 0:03.6 | 0:33.6 | 80 | ●●⑤④● | S | 25 |
| 3 | | | | | | 1:06.9 | 76 | | | |
| 40 FOURCADE Simon FRA | | | | | | | | | | |
| 0 | 0:15.5 | 0:03.1 | 0:02.8 | 0:02.9 | 0:04.0 | 0:31.2 | 48 | ⑤④③②① | P | 3 |
| 2 | 0:14.6 | 0:05.5 | 0:02.6 | <u>0:02.2</u> | <u>0:02.3</u> | 0:29.6 | 56 | ●●③②① | S | 30 |
| 2 | | | | | | 1:00.8 | 51 | | | |
| 41 DOKL Peter SLO | | | | | | | | | | |
| 1 | 0:18.0 | 0:02.3 | 0:02.4 | 0:02.3 | <u>0:02.2</u> | 0:30.3 | 38 | ①②③④● | P | 11 |
| 1 | 0:16.9 | 0:01.9 | <u>0:01.9</u> | 0:19.7 | 0:15.0 | 0:59.7 | 102 | ①②●④⑤ | S | 18 |
| 2 | | | | | | 1:30.0 | 102 | | | |




Licensed to: KURVINEN

IBU WORLD CUP BIATHLON 2013 / 2014 MEN 10 KM SPRINT

ÖSTERSUND 30.11.2013 15:15

All Groups

| P | 1S | 2S | 3S | 4S | 5S | ShTm | Rnk | ShTimg. | P/S | La |
|------------------------------------|---------------|---------------|---------------|---------------|---------------|---------------|-----------|---------|-----|----|
| 42 NOVIKOV Sergey BLR | | | | | | | | | | |
| 0 | 0:18.6 | 0:02.5 | 0:02.1 | 0:02.2 | 0:02.3 | 0:31.2 | 50 | ⑤④③②① | P | 13 |
| 0 | 0:17.4 | 0:03.3 | 0:13.5 | 0:03.5 | 0:03.1 | 0:43.6 | 101 | ⑤④③②① | S | 17 |
| 0 | | | | | | 1:14.8 | 96 | | | |
| 43 JOLLER Ivan SUI | | | | | | | | | | |
| 1 | 0:16.9 | 0:02.4 | 0:02.4 | 0:02.8 | <u>0:02.7</u> | 0:31.1 | 45 | ①②③④● | P | 15 |
| 1 | 0:16.0 | 0:02.2 | 0:06.3 | 0:10.0 | <u>0:02.8</u> | 0:40.2 | 98 | ①②③④● | S | 23 |
| 2 | | | | | | 1:11.3 | 92 | | | |
| 44 ANEV Krasimir BUL | | | | | | | | | | |
| 3 | <u>0:14.9</u> | <u>0:02.8</u> | 0:06.4 | <u>0:02.4</u> | 0:02.9 | 0:33.6 | 71 | ●●③●⑤ | P | 1 |
| 0 | 0:12.4 | 0:02.6 | 0:02.6 | 0:04.0 | 0:02.3 | 0:25.9 | 30 | ①②③④⑤ | S | 30 |
| 3 | | | | | | 0:59.5 | 44 | | | |
| 45 CHRISTIANSEN Vette S NOR | | | | | | | | | | |
| 1 | 0:16.3 | 0:02.1 | 0:02.2 | <u>0:02.0</u> | 0:02.1 | 0:28.6 | 20 | ⑤●③②① | P | 4 |
| 0 | 0:15.1 | 0:02.0 | 0:01.9 | 0:02.1 | 0:02.1 | 0:25.6 | 24 | ①②③④⑤ | S | 24 |
| 1 | | | | | | 0:54.2 | 17 | | | |
| 46 GRAF Florian GER | | | | | | | | | | |
| 0 | 0:16.3 | 0:01.5 | 0:02.7 | 0:04.0 | 0:02.3 | 0:29.8 | 31 | ①②③④⑤ | P | 1 |
| 1 | 0:13.5 | 0:03.7 | 0:03.1 | 0:03.2 | <u>0:03.0</u> | 0:29.5 | 55 | ①②③④● | S | 21 |
| 1 | | | | | | 0:59.3 | 42 | | | |
| 47 SHIPULIN Anton RUS | | | | | | | | | | |
| 1 | 0:16.5 | 0:02.1 | 0:02.4 | 0:02.0 | <u>0:03.4</u> | 0:29.6 | 28 | ●④③②① | P | 4 |
| 1 | 0:18.2 | 0:02.9 | 0:04.3 | <u>0:02.1</u> | 0:03.1 | 0:33.3 | 78 | ⑤●③②① | S | 19 |
| 2 | | | | | | 1:02.9 | 64 | | | |
| 48 MALYSHKO Dmitry RUS | | | | | | | | | | |
| 0 | 0:17.7 | 0:02.7 | 0:02.2 | 0:02.1 | 0:02.2 | 0:30.2 | 36 | ⑤④③②① | P | 5 |
| 1 | 0:14.7 | 0:02.4 | <u>0:02.7</u> | 0:06.3 | 0:03.2 | 0:31.7 | 70 | ⑤④●②① | S | 23 |
| 1 | | | | | | 1:01.9 | 60 | | | |
| 49 PEIFFER Arnd GER | | | | | | | | | | |
| 0 | 0:16.6 | 0:03.7 | 0:02.4 | 0:02.6 | 0:02.3 | 0:30.8 | 42 | ①②③④⑤ | P | 1 |
| 1 | 0:16.9 | 0:02.5 | 0:02.1 | 0:02.1 | <u>0:02.4</u> | 0:28.4 | 52 | ①②③④● | S | 29 |
| 1 | | | | | | 0:59.2 | 41 | | | |
| 50 FERRY Bjoern SWE | | | | | | | | | | |
| 3 | <u>0:14.9</u> | <u>0:03.0</u> | <u>0:03.0</u> | 0:02.6 | 0:02.4 | 0:30.1 | 34 | ⑤④●●● | P | 7 |
| 0 | 0:10.8 | 0:02.4 | 0:02.1 | 0:02.1 | 0:02.4 | 0:22.3 | 5 | ⑤④③②① | S | 30 |
| 3 | | | | | | 0:52.4 | 11 | | | |
| 51 LANDERTINGER Dominik AUT | | | | | | | | | | |
| 0 | 0:15.6 | 0:03.0 | 0:02.4 | 0:02.3 | 0:02.4 | 0:29.1 | 23 | ①②③④⑤ | P | 2 |
| 0 | 0:15.5 | 0:03.8 | 0:02.5 | 0:05.8 | 0:05.1 | 0:35.1 | 88 | ①②③④⑤ | S | 30 |
| 0 | | | | | | 1:04.2 | 69 | | | |




Licensed to: KURVINEN

IBU WORLD CUP BIATHLON 2013 / 2014 MEN 10 KM SPRINT

ÖSTERSUND 30.11.2013 15:15

All Groups

| P | 1S | 2S | 3S | 4S | 5S | ShTm | Rnk | ShTimg. | P/S | La |
|-----------------------------------|---------------|---------------|---------------|---------------|---------------|---------------|-----------|---------|-----|----|
| 52 LINDSTROEM Fredrik SWE | | | | | | | | | | |
| 0 | 0:13.3 | 0:02.8 | 0:02.6 | 0:02.4 | 0:03.0 | 0:28.6 | 19 | ①②③④⑤ | P | 9 |
| 0 | 0:10.2 | 0:02.1 | 0:02.2 | 0:02.4 | 0:02.2 | 0:21.4 | 2 | ⑤④③②① | S | 25 |
| 0 | | | | | | 0:50.0 | 7 | | | |
| 53 ALENISHKO Vladimir BLR | | | | | | | | | | |
| 0 | 0:12.4 | 0:02.5 | 0:02.5 | 0:02.5 | 0:02.3 | 0:26.0 | 6 | ①②③④⑤ | P | 12 |
| 3 | <u>0:14.8</u> | 0:02.4 | <u>0:02.6</u> | 0:02.5 | <u>0:01.9</u> | 0:27.5 | 39 | ●②●④● | S | 23 |
| 3 | | | | | | 0:53.5 | 16 | | | |
| 54 TASCHLER Daniel ITA | | | | | | | | | | |
| 1 | 0:15.6 | <u>0:01.9</u> | 0:01.9 | 0:01.7 | 0:01.9 | 0:26.4 | 10 | ⑤④③●① | P | 8 |
| 1 | <u>0:13.9</u> | 0:01.6 | 0:01.5 | 0:01.8 | 0:01.5 | 0:22.5 | 8 | ⑤④③②● | S | 30 |
| 2 | | | | | | 0:48.9 | 3 | | | |
| 55 ARMGREN Ted SWE | | | | | | | | | | |
| 2 | <u>0:14.3</u> | <u>0:02.4</u> | 0:06.5 | 0:02.2 | 0:02.3 | 0:31.3 | 51 | ⑤④③●● | P | 7 |
| 1 | 0:10.0 | 0:07.5 | 0:02.8 | 0:02.8 | <u>0:07.0</u> | 0:32.8 | 76 | ●④③②① | S | 26 |
| 3 | | | | | | 1:04.1 | 68 | | | |
| 56 BILANENKO Olexander UKR | | | | | | | | | | |
| 1 | 0:13.3 | <u>0:02.7</u> | 0:02.6 | 0:02.5 | 0:03.0 | 0:29.8 | 30 | ①●③④⑤ | P | 10 |
| 3 | <u>0:15.9</u> | 0:02.7 | 0:03.4 | <u>0:03.5</u> | <u>0:02.7</u> | 0:31.5 | 69 | ●②③●● | S | 16 |
| 4 | | | | | | 1:01.3 | 56 | | | |
| 57 PIKSONS Edgars LAT | | | | | | | | | | |
| 1 | <u>0:15.8</u> | 0:02.4 | 0:02.6 | 0:02.8 | 0:03.5 | 0:30.8 | 43 | ⑤④③②● | P | 15 |
| 1 | 0:17.9 | 0:02.8 | 0:02.0 | 0:02.3 | <u>0:02.5</u> | 0:30.5 | 59 | ●④③②① | S | 30 |
| 2 | | | | | | 1:01.3 | 55 | | | |
| 58 ALMOUKOV Alexei AUS | | | | | | | | | | |
| 3 | <u>0:17.2</u> | <u>0:02.9</u> | 0:09.8 | 0:02.1 | <u>0:02.3</u> | 0:37.9 | 96 | ●④③●● | P | 13 |
| 1 | 0:16.6 | 0:02.1 | 0:01.9 | 0:02.3 | <u>0:02.3</u> | 0:27.2 | 35 | ①②③④● | S | 28 |
| 4 | | | | | | 1:05.1 | 70 | | | |
| 59 DOMBROVSKI Karol LTU | | | | | | | | | | |
| 1 | 0:20.2 | 0:03.1 | <u>0:02.3</u> | 0:02.2 | 0:02.4 | 0:33.6 | 73 | ⑤④●②① | P | 9 |
| 2 | 0:21.4 | 0:02.4 | <u>0:03.3</u> | <u>0:03.1</u> | 0:05.7 | 0:39.1 | 95 | ⑤●●②① | S | 18 |
| 3 | | | | | | 1:12.7 | 93 | | | |
| 61 KLETCHEROV Michail BUL | | | | | | | | | | |
| 2 | 0:15.7 | <u>0:02.6</u> | 0:02.6 | <u>0:02.9</u> | 0:02.5 | 0:30.0 | 33 | ①●③●⑤ | P | 2 |
| 1 | <u>0:14.3</u> | 0:03.6 | 0:02.8 | 0:02.6 | 0:02.6 | 0:28.1 | 50 | ●②③④⑤ | S | 30 |
| 3 | | | | | | 0:58.1 | 32 | | | |
| 62 SMITH Nathan CAN | | | | | | | | | | |
| 1 | 0:10.0 | 0:02.3 | 0:02.0 | <u>0:02.0</u> | 0:03.1 | 0:23.4 | 1 | ①②③●⑤ | P | 12 |
| 0 | 0:12.2 | 0:03.1 | 0:02.3 | 0:02.3 | 0:02.4 | 0:25.8 | 29 | ⑤④③②① | S | 19 |
| 1 | | | | | | 0:49.2 | 4 | | | |



Licensed to: KURVINEN

IBU WORLD CUP BIATHLON 2013 / 2014 MEN 10 KM SPRINT

ÖSTERSUND 30.11.2013 15:15

All Groups

| P | 1S | 2S | 3S | 4S | 5S | ShTm | Rnk | ShTimg. | P/S | La | |
|-------------------------------|---------------|---------------|---------------|---------------|---------------|---------------|-----------|---------------------|-----|----|--|
| 63 JUN Je-Uk | | | | | | KOR | | | | | |
| 2 | <u>0:22.3</u> | 0:03.3 | 0:02.1 | 0:02.3 | <u>0:02.1</u> | 0:35.9 | 84 | ● (4) (3) (2) ● | P | 11 | |
| 0 | 0:17.3 | 0:04.2 | 0:02.9 | 0:03.6 | 0:03.2 | 0:33.2 | 77 | (5) (4) (3) (2) (1) | S | 28 | |
| 2 | | | | | | 1:09.1 | 84 | | | | |
| 64 SLOOF Joel | | | | | | NED | | | | | |
| 2 | 0:18.6 | 0:04.2 | <u>0:02.6</u> | 0:02.7 | <u>0:02.5</u> | 0:34.7 | 78 | ● (2) (1) (4) ● | P | 10 | |
| 0 | 0:11.3 | 0:02.4 | 0:02.2 | 0:02.1 | 0:02.0 | 0:22.5 | 7 | (5) (4) (3) (2) (1) | S | 28 | |
| 2 | | | | | | 0:57.2 | 28 | | | | |
| 65 TEELA Jeremy | | | | | | USA | | | | | |
| 0 | 0:15.1 | 0:02.6 | 0:02.4 | 0:02.3 | 0:02.6 | 0:28.6 | 18 | (5) (4) (3) (2) (1) | P | 7 | |
| 4 | 0:13.7 | <u>0:02.5</u> | <u>0:03.3</u> | <u>0:04.3</u> | <u>0:05.9</u> | 0:32.6 | 75 | ● ● ● ● (1) | S | 29 | |
| 4 | | | | | | 1:01.2 | 54 | | | | |
| 66 TCHEREZOV Ivan | | | | | | RUS | | | | | |
| 1 | 0:15.8 | 0:04.0 | 0:02.5 | <u>0:02.9</u> | 0:02.6 | 0:31.3 | 52 | (5) ● (3) (2) (1) | P | 4 | |
| 0 | 0:12.9 | 0:04.0 | 0:03.2 | 0:02.6 | 0:03.0 | 0:28.3 | 51 | (5) (4) (3) (2) (1) | S | 26 | |
| 1 | | | | | | 0:59.6 | 45 | | | | |
| 67 MARIC Janez | | | | | | SLO | | | | | |
| 1 | <u>0:16.1</u> | 0:05.0 | 0:03.2 | 0:03.8 | 0:03.1 | 0:35.9 | 83 | (5) (4) (3) (2) ● | P | 11 | |
| 3 | 0:16.3 | 0:02.8 | <u>0:03.6</u> | <u>0:04.0</u> | <u>0:04.0</u> | 0:33.6 | 79 | ● ● ● (2) (1) | S | 24 | |
| 4 | | | | | | 1:09.5 | 87 | | | | |
| 68 PUCHIANU Cornel | | | | | | ROU | | | | | |
| 0 | 0:19.4 | 0:03.5 | 0:03.1 | 0:02.8 | 0:03.9 | 0:36.7 | 89 | (5) (4) (1) (2) (3) | P | 3 | |
| 2 | 0:17.5 | <u>0:03.1</u> | 0:03.3 | <u>0:03.2</u> | 0:04.0 | 0:34.1 | 82 | (1) ● (3) ● (5) | S | 29 | |
| 2 | | | | | | 1:10.8 | 91 | | | | |
| 69 PLYWACZYK Krzysztof | | | | | | POL | | | | | |
| 0 | 0:17.2 | 0:02.8 | 0:02.4 | 0:02.5 | 0:02.7 | 0:30.7 | 41 | (1) (2) (3) (4) (5) | P | 14 | |
| 2 | 0:22.5 | 0:02.9 | <u>0:02.3</u> | 0:02.3 | <u>0:02.0</u> | 0:35.1 | 89 | (1) (2) ● (4) ● | S | 25 | |
| 2 | | | | | | 1:05.8 | 73 | | | | |
| 70 BOEUF Alexis | | | | | | FRA | | | | | |
| 0 | 0:18.8 | 0:03.1 | 0:02.7 | 0:02.3 | 0:02.4 | 0:33.3 | 68 | (5) (4) (3) (2) (1) | P | 5 | |
| 2 | 0:13.3 | 0:02.4 | 0:01.9 | <u>0:01.7</u> | <u>0:02.5</u> | 0:24.6 | 18 | ● ● (3) (2) (1) | S | 30 | |
| 2 | | | | | | 0:57.9 | 31 | | | | |
| 71 PETROVIC Milanko | | | | | | SRB | | | | | |
| 1 | 0:25.3 | 0:06.1 | 0:03.7 | 0:03.3 | <u>0:04.0</u> | 0:46.5 | 102 | (1) (2) (3) (4) ● | P | 12 | |
| 0 | 0:16.8 | 0:03.4 | 0:02.7 | 0:02.8 | 0:03.0 | 0:31.3 | 68 | (1) (2) (3) (4) (5) | S | 30 | |
| 1 | | | | | | 1:17.8 | 98 | | | | |
| 72 KRUPCIK Tomas | | | | | | CZE | | | | | |
| 0 | 0:19.2 | 0:02.8 | 0:02.6 | 0:02.7 | 0:02.8 | 0:33.5 | 70 | (1) (2) (3) (4) (5) | P | 6 | |
| 0 | 0:16.1 | 0:03.3 | 0:03.4 | 0:03.3 | 0:03.4 | 0:32.5 | 73 | (1) (2) (3) (4) (5) | S | 29 | |
| 0 | | | | | | 1:06.0 | 74 | | | | |





Licensed to: KURVINEN

IBU WORLD CUP BIATHLON 2013 / 2014 MEN 10 KM SPRINT

ÖSTERSUND 30.11.2013 15:15

All Groups

| P | 1S | 2S | 3S | 4S | 5S | ShTm | Rnk | ShTimg. | P/S | La | |
|--------------------------------|---------------|---------------|---------------|---------------|---------------|---------------|-----------|---------------------|-----|----|--|
| 73 REN Long | | | | | | CHN | | | | | |
| 1 | <u>0:17.6</u> | 0:04.2 | 0:03.2 | 0:04.5 | 0:03.8 | 0:37.6 | 93 | ● (2) (3) (4) (5) | P | 11 | |
| 1 | 0:16.2 | 0:04.2 | 0:04.1 | <u>0:03.3</u> | 0:02.6 | 0:32.4 | 72 | ● (5) (3) (2) (1) | S | 30 | |
| 2 | | | | | | 1:10.0 | 89 | | | | |
| 74 TRIFONOV Alexandr | | | | | | KAZ | | | | | |
| 1 | 0:16.5 | 0:03.4 | <u>0:03.1</u> | 0:03.1 | 0:02.6 | 0:32.4 | 60 | (5) (4) ● (2) (1) | P | 14 | |
| 1 | <u>0:13.4</u> | 0:02.3 | 0:01.9 | 0:01.6 | 0:01.6 | 0:23.5 | 12 | (5) (4) (3) (2) ● | S | 26 | |
| 2 | | | | | | 0:55.9 | 26 | | | | |
| 75 STEPTSENKO Danil | | | | | | EST | | | | | |
| 0 | 0:19.9 | 0:02.6 | 0:03.4 | 0:02.7 | 0:02.6 | 0:34.5 | 77 | (1) (2) (3) (4) (5) | P | 15 | |
| 4 | <u>0:17.5</u> | <u>0:03.1</u> | 0:06.6 | <u>0:02.5</u> | <u>0:02.5</u> | 0:34.6 | 86 | ● ● (3) ● ● | S | 25 | |
| 4 | | | | | | 1:09.1 | 85 | | | | |
| 76 JACKSON Lee-Steve | | | | | | GBR | | | | | |
| 0 | 0:16.5 | 0:02.2 | 0:02.2 | 0:02.6 | 0:02.7 | 0:32.5 | 63 | (1) (2) (3) (4) (5) | P | 10 | |
| 2 | 0:13.5 | <u>0:02.3</u> | 0:03.2 | <u>0:02.5</u> | 0:02.7 | 0:26.1 | 31 | (5) ● (3) ● (1) | S | 30 | |
| 2 | | | | | | 0:58.6 | 35 | | | | |
| 77 EBERHARD Tobias | | | | | | AUT | | | | | |
| 2 | <u>0:14.7</u> | <u>0:02.7</u> | 0:08.9 | 0:03.2 | 0:03.3 | 0:36.7 | 88 | ● ● (3) (4) (5) | P | 2 | |
| 1 | 0:11.3 | <u>0:01.9</u> | 0:02.1 | 0:02.0 | 0:02.4 | 0:22.4 | 6 | (1) ● (3) (4) (5) | S | 28 | |
| 3 | | | | | | 0:59.1 | 38 | | | | |
| 78 STEPHAN Christoph | | | | | | GER | | | | | |
| 0 | 0:19.1 | 0:02.8 | 0:02.7 | 0:02.5 | 0:03.3 | 0:34.7 | 79 | (1) (2) (3) (4) (5) | P | 1 | |
| 1 | <u>0:15.7</u> | 0:02.4 | 0:02.2 | 0:02.1 | 0:01.9 | 0:27.1 | 34 | (5) (4) (3) (2) ● | S | 23 | |
| 1 | | | | | | 1:01.8 | 59 | | | | |
| 79 DAMJANOVSKI Darko | | | | | | MKD | | | | | |
| 2 | 0:20.7 | 0:02.2 | <u>0:02.5</u> | <u>0:02.6</u> | 0:02.3 | 0:33.3 | 67 | (5) ● ● (2) (1) | P | 15 | |
| 1 | 0:15.2 | 0:02.3 | <u>0:02.3</u> | 0:05.9 | 0:06.0 | 0:33.9 | 81 | (5) (4) ● (2) (1) | S | 30 | |
| 3 | | | | | | 1:07.2 | 79 | | | | |
| 80 WEGER Benjamin | | | | | | SUI | | | | | |
| 1 | <u>0:15.1</u> | 0:03.3 | 0:03.0 | 0:03.1 | 0:02.6 | 0:31.2 | 49 | (5) (4) (3) (2) ● | P | 15 | |
| 3 | <u>0:14.4</u> | 0:07.0 | 0:02.0 | <u>0:02.3</u> | <u>0:01.9</u> | 0:30.5 | 58 | ● ● (3) (2) ● | S | 29 | |
| 4 | | | | | | 1:01.7 | 58 | | | | |
| 81 NAGAI Junji | | | | | | JPN | | | | | |
| 0 | 0:20.2 | 0:02.4 | 0:02.4 | 0:02.3 | 0:02.7 | 0:33.6 | 72 | (1) (2) (3) (4) (5) | P | 7 | |
| 0 | 0:18.9 | 0:02.6 | 0:02.6 | 0:02.9 | 0:02.8 | 0:32.6 | 74 | (1) (2) (3) (4) (5) | S | 23 | |
| 0 | | | | | | 1:06.2 | 75 | | | | |
| 82 BOE Johannes Thingne | | | | | | NOR | | | | | |
| 1 | <u>0:17.4</u> | 0:02.3 | 0:02.3 | 0:02.1 | 0:02.1 | 0:30.2 | 37 | (5) (4) (3) (2) ● | P | 5 | |
| 1 | 0:10.8 | <u>0:02.3</u> | 0:03.4 | 0:01.9 | 0:01.8 | 0:22.3 | 4 | (5) (4) (3) ● (1) | S | 30 | |
| 2 | | | | | | 0:52.5 | 13 | | | | |




Licensed to: KURVINEN

IBU WORLD CUP BIATHLON 2013 / 2014 MEN 10 KM SPRINT

ÖSTERSUND 30.11.2013 15:15

All Groups

| P | 1S | 2S | 3S | 4S | 5S | ShTm | Rnk | ShTimg. | P/S | La | |
|------------------------------|---------------|---------------|---------------|---------------|---------------|---------------|-----------|---------|-----|----|--|
| 83 HASILLA Tomas | | | | | | SVK | | | | | |
| 0 | 0:15.3 | 0:02.4 | 0:02.4 | 0:02.3 | 0:02.3 | 0:28.1 | 15 | ①②③④⑤ | P | 13 | |
| 2 | 0:13.1 | 0:02.4 | 0:02.0 | 0:02.5 | 0:02.0 | 0:24.3 | 16 | ●●③②① | S | 24 | |
| 2 | | | | | | 0:52.4 | 12 | | | | |
| 84 KENANOV Miroslav | | | | | | BUL | | | | | |
| 0 | 0:19.3 | 0:02.2 | 0:02.3 | 0:02.4 | 0:02.2 | 0:31.4 | 53 | ⑤④③②① | P | 14 | |
| 1 | 0:14.2 | 0:01.9 | 0:02.0 | 0:04.4 | 0:02.7 | 0:27.4 | 38 | ①●③④⑤ | S | 29 | |
| 1 | | | | | | 0:58.8 | 36 | | | | |
| 85 SZCZUREK Lukasz | | | | | | POL | | | | | |
| 0 | 0:17.9 | 0:02.8 | 0:02.5 | 0:02.8 | 0:02.3 | 0:31.7 | 57 | ①②③④⑤ | P | 15 | |
| 1 | 0:16.6 | 0:02.3 | 0:02.6 | 0:02.0 | 0:02.0 | 0:28.1 | 49 | ①②③④● | S | 29 | |
| 1 | | | | | | 0:59.8 | 46 | | | | |
| 86 TOIVANEN Ahti | | | | | | FIN | | | | | |
| 1 | 0:12.4 | 0:02.2 | 0:02.5 | 0:02.5 | 0:02.5 | 0:26.2 | 9 | ●④③②① | P | 12 | |
| 1 | 0:14.7 | 0:02.6 | 0:02.5 | 0:02.5 | 0:02.7 | 0:28.8 | 54 | ⑤④③②● | S | 17 | |
| 2 | | | | | | 0:55.0 | 21 | | | | |
| 87 PRAULITIS Toms | | | | | | LAT | | | | | |
| 0 | 0:19.7 | 0:03.3 | 0:03.4 | 0:02.7 | 0:02.7 | 0:36.1 | 85 | ⑤④③②① | P | 14 | |
| 1 | 0:16.2 | 0:02.8 | 0:03.2 | 0:02.7 | 0:02.8 | 0:30.9 | 64 | ①②③④● | S | 28 | |
| 1 | | | | | | 1:07.0 | 77 | | | | |
| 88 PRYMA Artem | | | | | | UKR | | | | | |
| 0 | 0:18.9 | 0:03.5 | 0:02.7 | 0:02.3 | 0:02.4 | 0:34.0 | 74 | ⑤④③②① | P | 10 | |
| 1 | 0:12.1 | 0:02.4 | 0:03.2 | 0:02.4 | 0:03.1 | 0:25.2 | 19 | ⑤④③●① | S | 30 | |
| 1 | | | | | | 0:59.2 | 40 | | | | |
| 89 KOIV Kauri | | | | | | EST | | | | | |
| 1 | 0:16.4 | 0:04.2 | 0:03.4 | 0:03.6 | 0:03.9 | 0:35.0 | 80 | ⑤④③●① | P | 15 | |
| 1 | 0:17.0 | 0:05.2 | 0:02.9 | 0:03.3 | 0:03.3 | 0:34.2 | 84 | ⑤④③②● | S | 30 | |
| 2 | | | | | | 1:09.2 | 86 | | | | |
| 90 L'ABEE-LUND Henrik | | | | | | NOR | | | | | |
| 0 | 0:17.3 | 0:03.1 | 0:03.1 | 0:03.2 | 0:03.1 | 0:33.2 | 66 | ⑤④③②① | P | 5 | |
| 3 | 0:14.1 | 0:02.2 | 0:02.3 | 0:02.0 | 0:02.2 | 0:25.7 | 26 | ●④●②● | S | 29 | |
| 3 | | | | | | 0:58.9 | 37 | | | | |
| 91 DUTTO Pietro | | | | | | ITA | | | | | |
| 2 | 0:16.4 | 0:02.7 | 0:02.3 | 0:01.9 | 0:02.5 | 0:30.5 | 39 | ●④●②① | P | 6 | |
| 3 | 0:19.0 | 0:02.5 | 0:02.2 | 0:01.8 | 0:02.6 | 0:30.6 | 62 | ①●●④● | S | 26 | |
| 5 | | | | | | 1:01.1 | 53 | | | | |
| 92 JOUTY Baptiste | | | | | | FRA | | | | | |
| 0 | 0:20.3 | 0:04.3 | 0:02.8 | 0:03.3 | 0:03.1 | 0:37.0 | 90 | ⑤④③②① | P | 4 | |
| 0 | 0:15.7 | 0:02.5 | 0:02.5 | 0:02.0 | 0:01.8 | 0:28.5 | 53 | ⑤④③②① | S | 30 | |
| 0 | | | | | | 1:05.5 | 72 | | | | |




Licensed to: KURVINEN

IBU WORLD CUP BIATHLON 2013 / 2014 MEN 10 KM SPRINT

ÖSTERSUND 30.11.2013 15:15

All Groups

| P | 1S | 2S | 3S | 4S | 5S | ShTm | Rnk | ShTimg. | P/S | La |
|---------------------------------|---------------|---------------|---------------|---------------|---------------|---------------|------------|---------|-----|----|
| 93 CHEPELIN Vladimir BLR | | | | | | | | | | |
| 1 | 0:18.7 | 0:04.1 | 0:02.5 | 0:02.2 | 0:02.3 | 0:34.2 | 75 | ①②③●⑤ | P | 12 |
| 1 | 0:17.8 | 0:03.9 | 0:02.6 | 0:02.4 | 0:02.1 | 0:31.2 | 65 | ①●③④⑤ | S | 25 |
| 2 | | | | | | 1:05.4 | 71 | | | |
| 94 TSVETKOV Maxim RUS | | | | | | | | | | |
| 0 | 0:12.9 | 0:02.4 | 0:02.2 | 0:01.7 | 0:02.0 | 0:24.3 | 3 | ⑤④③②① | P | 4 |
| 0 | 0:13.7 | 0:02.8 | 0:01.6 | 0:02.2 | 0:04.3 | 0:27.7 | 43 | ⑤④③②① | S | 20 |
| 0 | | | | | | 0:52.0 | 10 | | | |
| 95 CUENOT Gaspard SUI | | | | | | | | | | |
| 0 | 0:18.5 | 0:04.3 | 0:03.8 | 0:03.4 | 0:03.5 | 0:37.7 | 94 | ①②③④⑤ | P | 12 |
| 4 | 0:17.5 | 0:03.3 | 0:03.0 | 0:03.9 | 0:03.8 | 0:35.3 | 90 | ●④●●● | S | 25 |
| 4 | | | | | | 1:13.0 | 94 | | | |
| 96 EBERHARD Julian AUT | | | | | | | | | | |
| 4 | 0:15.9 | 0:04.3 | 0:02.6 | 0:07.8 | 0:02.6 | 0:36.5 | 86 | ●●●●⑤ | P | 2 |
| 2 | 0:14.2 | 0:02.5 | 0:02.1 | 0:02.1 | 0:02.1 | 0:25.4 | 21 | ①●③●⑤ | S | 30 |
| 6 | | | | | | 1:01.9 | 61 | | | |
| 97 LESSER Erik GER | | | | | | | | | | |
| 0 | 0:17.0 | 0:02.6 | 0:02.3 | 0:02.4 | 0:02.2 | 0:29.5 | 27 | ⑤④③②① | P | 1 |
| 0 | 0:14.6 | 0:02.3 | 0:03.0 | 0:02.8 | 0:02.8 | 0:28.0 | 48 | ⑤④③②① | S | 24 |
| 0 | | | | | | 0:57.5 | 30 | | | |
| 98 OTCENAS Martin SVK | | | | | | | | | | |
| 0 | 0:13.9 | 0:02.3 | 0:01.9 | 0:01.9 | 0:02.6 | 0:26.1 | 8 | ⑤④③②① | P | 13 |
| 0 | 0:13.0 | 0:02.0 | 0:02.1 | 0:01.9 | 0:02.0 | 0:23.7 | 13 | ⑤④③②① | S | 29 |
| 0 | | | | | | 0:49.8 | 6 | | | |
| 99 FAUR Remus ROU | | | | | | | | | | |
| 3 | 0:16.5 | 0:03.1 | 0:10.6 | 0:02.7 | 0:03.6 | 0:39.8 | 99 | ●④③●● | P | 2 |
| 1 | 0:15.4 | 0:02.6 | 0:02.2 | 0:02.4 | 0:03.0 | 0:27.6 | 40 | ⑤●③②① | S | 30 |
| 4 | | | | | | 1:07.4 | 81 | | | |
| 100 KENESHEV Dias KAZ | | | | | | | | | | |
| 1 | 0:22.8 | 0:05.1 | 0:03.2 | 0:03.3 | 0:05.8 | 0:44.9 | 101 | ⑤④③②● | P | 5 |
| 0 | 0:16.3 | 0:03.8 | 0:05.1 | 0:03.4 | 0:05.6 | 0:37.3 | 93 | ⑤④③②① | S | 19 |
| 1 | | | | | | 1:22.2 | 100 | | | |
| 101 JONSSON Magnus SWE | | | | | | | | | | |
| 2 | 0:19.2 | 0:03.0 | 0:02.9 | 0:03.0 | 0:02.6 | 0:35.3 | 81 | ①②●④● | P | 9 |
| 0 | 0:17.2 | 0:02.7 | 0:02.1 | 0:02.2 | 0:03.4 | 0:31.8 | 71 | ⑤④③②① | S | 18 |
| 2 | | | | | | 1:07.1 | 78 | | | |
| 102 DOHERTY Sean USA | | | | | | | | | | |
| 1 | 0:19.1 | 0:02.5 | 0:02.5 | 0:02.5 | 0:02.3 | 0:31.5 | 55 | ⑤④③●① | P | 7 |
| 2 | 0:15.9 | 0:02.2 | 0:01.9 | 0:01.7 | 0:02.5 | 0:27.9 | 45 | ⑤●●②① | S | 17 |
| 3 | | | | | | 0:59.4 | 43 | | | |



Licensed to: KURVINEN

IBU WORLD CUP BIATHLON 2013 / 2014 MEN 10 KM SPRINT

ÖSTERSUND 30.11.2013 15:15

All Groups

| P | 1S | 2S | 3S | 4S | 5S | ShTm | Rnk | ShTimg. | P/S | La |
|---|----|----|----|----|----|------|-----|---------|-----|----|
|---|----|----|----|----|----|------|-----|---------|-----|----|

103 ISA Hidenori

JPN

| | | | | | | | | | | |
|----------|--------|--------|--------|---------------|---------------|---------------|-----------|-------|---|----|
| 2 | 0:19.4 | 0:02.4 | 0:02.7 | 0:02.9 | 0:02.6 | 0:34.3 | 76 | ●●③②① | P | 5 |
| 0 | 0:21.6 | 0:02.7 | 0:02.7 | 0:02.6 | 0:02.2 | 0:34.2 | 83 | ⑤④③②① | S | 26 |
| 2 | | | | | | 1:08.5 | 82 | | | |

104 KANE Kevin

GBR

| | | | | | | | | | | |
|----------|--------|--------|--------|--------|--------|---------------|-----------|-------|---|----|
| 0 | 0:20.5 | 0:03.7 | 0:02.9 | 0:03.7 | 0:03.5 | 0:37.3 | 91 | ①②③④⑤ | P | 5 |
| 0 | 0:19.7 | 0:04.6 | 0:04.5 | 0:03.2 | 0:04.8 | 0:39.5 | 96 | ⑤④③②① | S | 27 |
| 0 | | | | | | 1:16.8 | 97 | | | |

